

Introductory sub-table (I)(a)

Name of the Company: Sab Electronic Devices Limited

Scrip Code, Name of the scrip, class of security:


Quarter ended: 31st December, 2014

	No. of partly paid-up shares	As a % of total no. of partly	As a % of total no. of shares of the
		paid-up shares	company
Partly paid-up shares:-			
Held by promoter/promoter group	-	-	-
Held by public	-	-	-
Total	-	-	-

	No. of outstanding securities	As a % of total no. of	As a % of total no. of shares of the
		outstanding convertible securities	company, assuming full conversion of the convertible securities
Outstanding convertible securities:-			
Held by promoter/promoter group	-	-	-
Held by public	-	-	-
Total	-	-	-

	No. of warrants	As a % of total no.	As a % of total no. of shares of the
		of warrants	company, assuming full conversion of warrants
Warrants:-			
Held by promoter/promoter group	-	-	-
Held by public	-	-	-
Total	-	-	-

Total paid-up capital of the company, assuming full conversion of warrants and convertible securities 11600000




Statement Showing Shareholding Pattern

Category	Category of Shareholder	Number of Shareholders	Table (I)(a)			Total shareholding as a percentage of total number of shares		Number of shares	Shares Pledged or otherwise encumbered
			Total number of shares	Number of shares held in dematerialized form	As a percentage of (A+B) ¹	As a percentage of (A+B+C)			
Category code			(IV)	(V)	(VI)	(VII)	(VIII)	(IX) = (VIII)/(IV)*100	
(I)	(II)	(III)	(IV)	(V)	(VI)	(VII)	(VIII)	(IX) = (VIII)/(IV)*100	
(A)	Shareholding of Promoter and								
1	Indian								
(a)	Individuals/ Hindu Undivided Family								
(b)	Central Government/ State Government(s)	7	379407		32.71	32.71	0	0.00	
(c)	Bodies Corporate	2	105800		9.12	9.12	-	-	
(d)	Financial Institutions/ Banks	-	-		-	-	-	-	
(e)	Any Others(Specify)	-	-		-	-	-	-	
	Sub Total(A)(1)	9	485207	0	41.83	41.83	0	0.00	
2	Foreign								
a	Individuals (Non-Residents Foreign Individuals/ Bodies Corporate)	-	-		-	-	-	-	
b	Bodies Corporate	-	-		-	-	-	-	
c	Institutions	-	-		-	-	-	-	
d	Qualified Foreign Investor	-	-		-	-	-	-	
e	Any Others(Specify)	-	-		-	-	-	-	
e-i									
e-ii									
	Sub Total(A)(2)	0	0	0	0.00	0.00	0	0.00	
	Total Shareholding of Promoter and Promoter Group (A) = (A)(1)+(A)(2)	9	485207	0	41.83	41.83	0	0.00	




(B)	Public shareholding									
1	Institutions									
(a)	Mutual Funds/ UTI	-	-	-	-	-	-	-	-	-
(b)	Financial Institutions / Banks	1	650	-	0.06	0.06	0	0.00	0.00	-
(c)	Central Government/ State Government(s)	-	-	-	-	-	-	-	-	-
(d)	Venture Capital Funds	-	-	-	-	-	-	-	-	-
(e)	Insurance Companies	-	-	-	-	-	-	-	-	-
(f)	Foreign Institutional Investors	-	-	-	-	-	-	-	-	-
(g)	Foreign Venture Capital Investors	-	-	-	-	-	-	-	-	-
(h)	Qualified Foreign Investor	-	-	-	-	-	-	-	-	-
(i)	Any Other (specify)	-	-	-	-	-	-	-	-	-
	Sub-Total (B)(1)	1	650	0	0.06	0.06	0.00	0.00	0.00	-
B 2	Non-institutions									
(a)	Bodies Corporate	11	47050	-	4.06	4.06	-	-	-	-
(b)	Individuals	-	-	-	-	-	-	-	-	-
	Individuals -i. Individual shareholders holding nominal share capital up to Rs 1 lakh									
I		4967	487093	-	41.99	41.99	-	-	-	-
II	ii. Individual shareholders holding nominal share capital in excess of Rs. 1 lakh.	3	140000	-	12.07	12.07	-	-	-	-
(c)	Qualified Foreign Investor	-	-	-	-	-	-	-	-	-
(d)	Any Other (specify)	-	-	-	-	-	-	-	-	-
	Sub-Total (B)(2)	4981	674143	0	58.12	58.12	-	-	-	-
(B)	Total Public Shareholding (B)= (B)(1)+(B)(2)	4982	674793	-	58.18	58.17	-	-	-	-
	TOTAL (A)+(B)	4991	1160000	-	100.00	100.00	-	-	-	-
(C)	Shares held by Custodians and against which Depository Receipts have been issued									
1	Promoter and Promoter Group	-	-	-	-	-	-	-	-	-
2	Public	-	-	-	-	-	-	-	-	-
	Sub-Total (C)	-	0	0	-	0	-	-	-	-
	GRAND TOTAL (A)+(B)+(C)	4991	1160000	-	100	100.00	-	-	-	-



(1)(b) Statement showing holding of securities (including shares, warrants, convertible securities) of persons belonging to the category "Promoter and Promoter Group"

Sr. No.	Name of the shareholder	Details of Shares held			Encumbered shares (*)			Details of warrants		Details of convertible securities		Total shares (including underlying shares assuming full conversion of warrants and convertible securities) as a % of diluted share capital
		Number of shares held	As a % of grand total (A)+(B)+(C)	No.	As a percentage (VI)=(V)/(III)*100	As a % of grand total (A)+(B)+(C) of sub-clause (I)(a)	Number of warrants held	As a % of total number of warrants of the same class	Number of convertible securities held	As a % of total number of convertible securities of the same class		
(I)	(II)	(III)	(IV)	(V)	(VI)	(VII)	(VIII)	(IX)	(X)	(XI)	(XII)	
1	M/s Dev Bhoomi Construction Pvt. Ltd.	55800	4.81								4.81	
2	M/s SLBP Finance Pvt. Ltd.	50000	4.31								4.31	
3	Mr. Bhagat Ram Kothari	55953	4.82	-	-	-	-	-	-	-	4.82	
4	Mr. Deepak Verma	68501	5.91								5.91	
5	Ms. Divya Chugh	95000	8.19								8.19	
6	Ms. Neeti Chugh	44953	3.88								3.88	
7	Mr. Lalit Mohan	50000	4.31								4.31	
8	Ms. Neena Chugh	45000	3.88								3.88	
9	Pawan Kothari	20000	1.72								1.72	
	TOTAL	485207	41.83	-	-	-	-	-	-	-	41.83	

(*) The term "encumbrance" has the same meaning as assigned to it in regulation 28(3) of the SAST Regulations, 2011




(1)(c)(i) Statement showing holding of securities (including shares, warrants, convertible securities) of persons belonging to the category "Public" and holding more than 1% of the total number of shares

Sr. No.	Name of the shareholder	Number of shares held	Shares as a percentage of total number of shares i.e., Grand Total (A)+(B)+(C) indicated in Statement at para (1)(a) above)	Details of warrants		Details of convertible securities		Total shares (including underlying shares assuming full conversion of warrants and convertible securities) as a % of diluted share capital
				Number of warrants held	As a % total number of warrants of the same class	Number of convertible securities held	% w.r.t total number of convertible securities of the same class	
1	Mr. Shekhar Chandra	50000	4.31	-	-	-	-	4.31
2	M/s Shivaann Health Care Pvt.Ltd.	45000	3.88	-	-	-	-	3.88
3	Mr. Neeraj Kumar	40000	3.45	-	-	-	-	3.45
4	Mr. Tikam Saraf	50000	4.31	-	-	-	-	4.31
	TOTAL	185000	15.95					15.95



(1)(c)(ii) Statement showing holding of securities (including shares, warrants, convertible securities) of persons (together with PAC) belonging to the category "Public" and holding more than 5% of the total number of shares of the company

Sr. No.	Name(s) of the shareholder(s) and the Persons Acting in Concert (PAC) with them	Number of shares	Shares as a percentage of total number of shares i.e., Grand Total (A)+(B)+(C) indicated in Statement at para (1)(a) above]	Details of warrants		Details of convertible securities		Total shares (including underlying shares assuming full conversion of warrants and convertible securities) as a % of diluted share capital
				Number of warrants	As a % total number of warrants of the same class	Number of convertible securities held	% w.r.t total number of convertible securities of the same class	
NIL								



(1)(d) Statement showing details of locked-in shares

Sr. No.	Name of the shareholder	Number of locked-in shares	Locked-in shares as a percentage of total number of shares [i.e., Grand Total (A)+(B)+(C) indicated in Statement at para (1)(a) above]
NIL			



(II)(a) Statement showing details of Depository Receipts (DRs)

Sr. No.	Type of outstanding DR (ADRs, GDRs, SDRs, etc.)	Number of outstanding DRs	Number of shares underlying outstanding DRs	Shares underlying outstanding DRs as a percentage of total number of shares [i.e., Grand Total (A)+(B)+(C) indicated in Statement at para (I)(a) above]
NIL				



(II)(b) Statement showing holding of Depository Receipts (DRs), where underlying shares held by "promoter/promoter group" are in excess of 1% of the total number of shares

Sr. No.	Name of the DR Holder	Type of outstanding DR (ADRs, GDRs, SDRs, etc.)	Number of shares underlying outstanding DRs	Shares underlying outstanding DRs as a percentage of total number of shares [i.e., Grand Total (A)+(B)+(C) indicated in Statement at para (I)(a) above]
NIL				

